

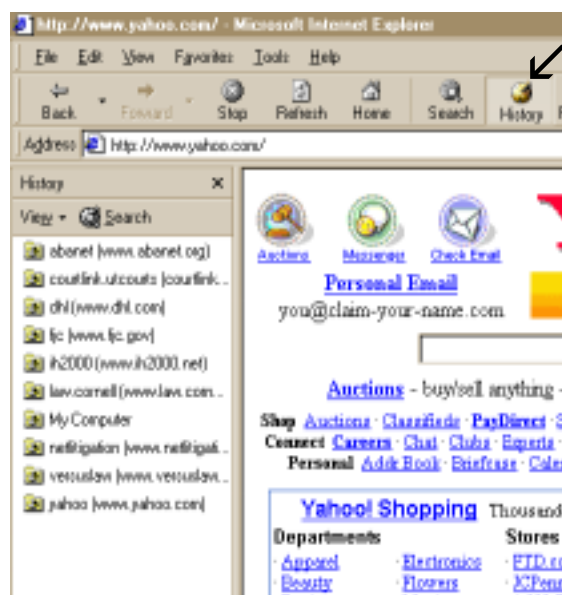
Monitoring Your Child's Internet Activities

In addition to talking to your child about Internet safety, you can also review your child's Internet activities using some very simple steps.

Reviewing Internet History

You can find Web sites and pages viewed recently by using the History button available on your Internet browser.

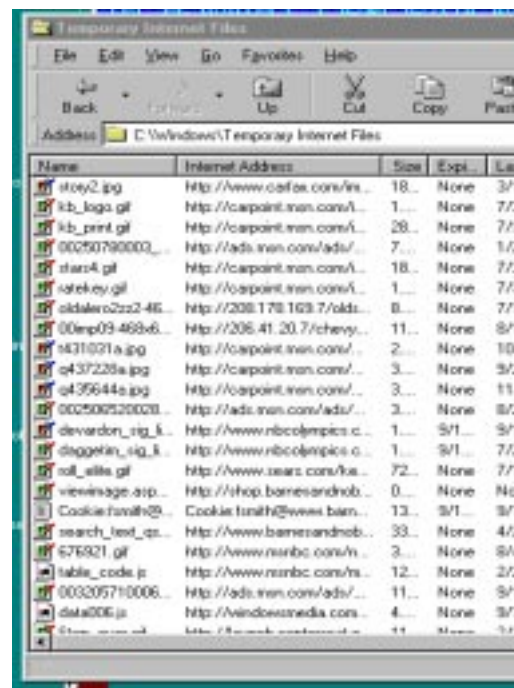
- Open the Internet browser.
- On the toolbar, click the **History** button.
- The History bar should appear, listing the Web addresses of the sites visited recently.



Reviewing Temporary Internet Files

When a user accesses a Web site, a temporary file containing the site address and any accompanying images is stored on the computer's hard drive. You can review those sites and images by opening the Temporary Internet Files folder.

- Double-click on the **My Computer** icon.
- Double-click on the **C** drive.
- Double-click on the **Windows** folder.
- Double-click on the **Temporary Internet Files** folder.



Files containing an image will typically have a .gif or .jpg file extension.

What should I do if

- someone in my home receives an e-mail or file that contains child pornography?
- my child has been sexually solicited by someone who knows that my child is under 18?
- my child has received sexually explicit messages from someone who knows my child is under 18?

In all instances, do not attempt to copy or forward any of the images or messages on your computer. Immediately turn the computer off to preserve evidence and call

The Utah Internet Crimes Against Children Task Force

(801) 596-0907

or

(800) 932-0190

e-mail: utahicac@hotmail.com

Task Force Partners

- Federal Bureau of Investigation
- National Center for Missing and Exploited Children
- Office of Juvenile Justice and Delinquency Prevention
- Salt Lake City Police Department
- Salt Lake County Sheriff's Office
- United States Attorney's Office
- United States Postal Service
- Utah Attorney General's Office
- Utah Department of Corrections
- Utah Department of Public Safety



A Parent's Guide to Internet Safety



The Utah Attorney General's Office
236 State Capitol
Salt Lake City, UT 84114
(801) 366-0260 or (800) AG4-INFO
www.attygen.state.ut.us

Funded by the Office of Juvenile Justice and Delinquency Prevention

The Net

The Internet is a wonderful resource for children. It can be used for education and recreation, allowing them to explore new interests, keep up with their favorite hobbies, and communicate with friends.

But going online can also be very dangerous, and it is important that you learn as much as you can about the Internet to protect your child from harmful material and ensure his or her personal safety.



Chat Rooms

Chat rooms pose the biggest risk to teens. Several people can be in a chat room at once. You can never know who is in a chat room, or if someone is really who he or she claims to be.

Sometimes adults will pretend to be teens and go into teen chat rooms. They may ask questions that could make your child feel uncomfortable or ask for personal information, such as an address or phone number. They may even try to arrange to meet your child.



E-mail


E-mail can be a fun way to communicate with friends, but your child may also receive messages from companies or individuals you or they have never heard of. As with chat rooms, people are not always who they claim to be. E-mail messages may contain a fake return address, and sometimes these messages try to entice a person to send out personal information or visit questionable Web sites.



Adult Sites

Many children will go into Web sites that you may consider to be inappropriate. Some of these Web sites leave small data files called "cookies" on the computer's hard drive. These files can be used to track a visitor's actions in the site or to record information such as a person's name and e-mail address.

What Can Parents Do?



Talk with your child about online dangers, including sexual victimization.

Spend time online with your child exploring positive sites and teaching responsible use of the Internet.

Set limits with your child, determining when and how long to surf the Internet.

Protect your password, which should be required to go online, and enter it for your child each time the Internet is used.

Station computers with Internet access in the family areas of your residence—not in your child's bedroom.


Consider blocking software or filtering services offered by many service providers.

Always maintain access to your child's online account and randomly check his/her e-mail.

Never give a child your credit card number; enter the number for your child if he or she is making an online purchase.

Find out what computer safeguards are utilized by your child's school, public library, and at the homes of your child's friends—all places where your child could encounter an online predator.

Rules for Safe Surfing



Protect your family by establishing the following rules regarding Internet use:

- Never assume that someone you meet online is who he or she claims to be.
- Never arrange a face-to-face meeting with someone you've met online without taking special precautions, such as having a parent go along and meeting in a public place.
- Never post pictures of yourself on the Internet or e-mail them to people you do not personally know.
- Never give out identifying information, such as your name, home address, school name, or phone number.
- Never download pictures from an unknown source.
- Never respond to messages or bulletin board postings that are suggestive, obscene, belligerent, or harassing.
- Talk to a parent or other trusted adult about any information, images, or contact you encounter that makes you feel uncomfortable or seems inappropriate.

What Kids Encounter Online

A recent survey regarding Internet use among youth revealed the following:

19% of the youth surveyed had received an unwanted online request to engage in sexual activities or to provide intimate sexual information.

77% of those propositioned were 14 or older.

66% of those reporting a sexual advance were female.

65% occurred while in a chat room; 24% came by instant message.

70% of incidents happened on a home computer.

In 15% of these incidents, the solicitor attempted to contact the youth in person.

25% of the youth surveyed had been exposed to unwanted online pornography.

Crimes Against Children Research Center, *Online Victimization: A Report on the Nation's Youth* (University of New Hampshire, 2000).